

SPECIFICATIONS

HX900L

Engine	
Maker / Model	Scania DC16 084A
Type	Environment-friendly Water Cooling 4-Stroke Cycle Diesel Engine Direct Injection V8 Cylinder, Turbo Charger, Intercooler
Maximum Torque	320 kgf.m / 1,400 rpm
Cylinder's Inner Diameter x Stroke Length	130 mm x 154 mm
Displacement	16,400 cc
Battery Capacity	4 x 12 V x 160 Ah
Starting motor	24 V x 7 kW
Alternator	24 V, 100 A
Rated Output Power	478 kW (650 PS) / 2,100 rpm

Hydraulic system	
Main pump	
Type	Variable-Capacity Axial Piston Pump
Maximum Flow Rate	2 x 504 ℓ/min
Auxiliary Pump - PILOT	Gear pump
Hydraulic motor	
Driving	2-Step Axial Piston Motor (including brake valve and parking brake)
Swing	Axial Piston Pump (including Auto Brake)
Relief valve setting	
Driver Circuit	330 kgf/cm ² (4,693 psi)
Driving	360 kgf/cm ² (5,120 psi)
Power Boost (Boom, Arm, Bucket)	360 kgf/cm ² (5,120 psi)
Swing circuit	300 kgf/cm ² (4,270 psi)
Pilot circuit	40 kgf/cm ² (570 psi)
Service valve	Installation

Hydraulic cylinders	
Number of Cylinders Cylinder's Inner Diameter x Stroke Length	Boom: Ø 215 x 1,935 mm (2EA) Arm: Ø 225 x 2,290 mm (1EA) Bucket for 2.95 m arm: Ø 215 x 1,593 mm (1EA) Bucket for 3.6 m; 4.4 m arm: Ø 200 x 1,593 mm (1EA)

Driving and Braking	
Motor Type	Hydrostatic Type
Driving Motor	Axial Piston Motor
Deceleration System	Planetary Reduction Gear
Max. Drawbar Pull	66,800 kgf
Maximum Driving Speed	2.4 km/hr / 3.5 km/hr
Gradeability	35° (70%)
Parking brake	Wet Multi-Plate Disk

Manoeuvrability	
The joystick lever and pedal operated by pilot pressure ensure soft and light manoeuvre, resulting in reduced fatigue for Operators.	
Pilot control	Joystick Lever (2EA) and Safety Lever (Left side): Swing and Arm, (Right side): Boom and Bucket
Driving and Steering	Lever (2EA) and Pedal
Engine Throttle	Electronic, Dial Type

Swing system	
Swing motor	Axial Piston Motor
Swing reduction	Planetary reduction gear
Swing bearing lubrication	Grease Filling Type
Swing brake	Wet Multi-Plate Disk
Swing speed	6.2 rpm

Coolant and Lubrication Oil Capacity	
Charging Type	ℓ
Fuel tank	1,110
Engine coolant	70
Engine oil	38
Swing Reducer - Gear Oil	14
Final Drive - Gear Oil	20
Hydraulic system (including tank)	940
Hydraulic tank	450
Urea Tank	69

Undercarriage	
The X-shaped center frame and reinforced-type center frame were fabricated by special structural weld, and the undercarriage consists of roller, idler, track adjuster with shock absorbing spring, and sprocket and track chain.	
Center frame	X - leg type
Track frame	High-Strength Box Type
Number of Shoes (for one side)	52
Number of Carrier Rollers (for one side)	3
Number of Track Rollers (for one side)	9
Number of Rail Guards (for one side)	2

Operating Weight			
Operating weight includes 8,200 mm boom; 3,600 mm arm, lubrication oil, coolant, 3.60 m ³ bucket (SAE), fully filled fuel tank and hydraulic tank, and all other standard specifications.			
Track Shoe	Operating weight		Contact pressure
Type	Width mm	kg	kgf / cm ² (psi)
Double grouser	700 mm	88,800 kg	1.14 (16.21)
	800 mm	89,620 kg	1.01 (14.36)
	900 mm	90,440 kg	0.90 (12.80)

Weights of the main parts	
Upper Part (excluding the lower center frame)	18,370 kg
Counterweight	13,600 kg
Boom (including arm cylinder)	9,420 kg

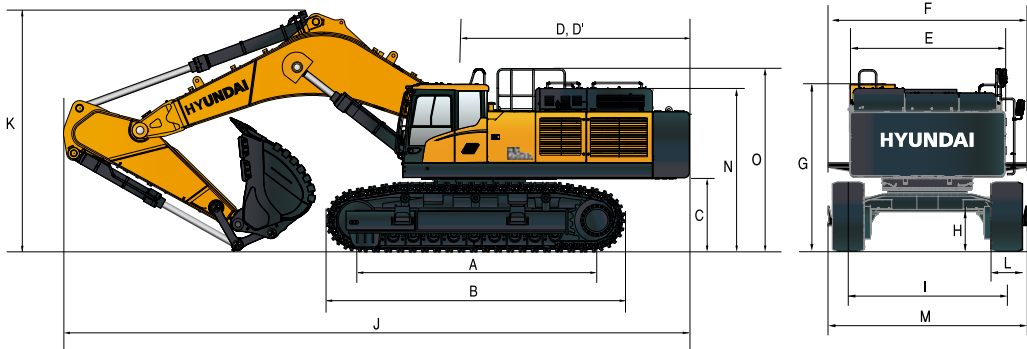
Digging Force						
Boom	Length	mm	7,200	8,200	8,200	8,200
	Weight	kg	8,810	9,420	9,420	9,420
Arm	Length	mm	2,950	2,950	3,600	4,400
	Weight	kg	4,950	4,950	4,990	5,140
Bucket Digging Force	ISO	kgf	39,300	39,300	34,100	34,100
	SAE	kgf	44,800	44,800	38,900	38,900
Arm Digging Force	ISO	kgf	38,000	38,000	31,400	27,200
	SAE	kgf	39,500	39,500	32,600	28,000

DIMENSIONS & WORKING RANGE

HX900L

HX900L Dimensions

7.2 m; 8.2 m Boom / 2.95 m; 3.6 m; 4.4 m Arm



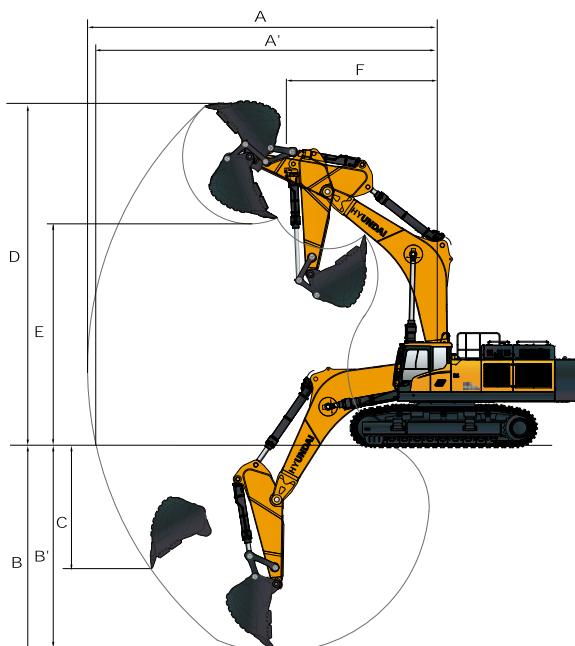
Unit : mm

Division	7.2 m / 8.2 m Boom
A Tumbler Distance	5,130
B Track Length	6,435
C Ground clearance - Counterweight	1,620
D Tail Swing Radius	4,650
D' Rear End Length	4,550
E Upper Part Height	3,420
F Overall Width - Including Cat Walk	4,290
G Ground Clearance - Operating Room	3,830
H Min. Ground Clearance	880
I Track gauge	Extended 3,500 Retracted 4,200

Division	7.2 m Boom	8.2 m Boom		
	2.95 m Arm	2.95 m Arm	3.6 m Arm	4.4 m Arm
J Overall length	13,620	14,620	14,460	14,510
K Overall height	5,360	5,220	5,180	5,440
L Track shoe width		700	800	900
M Undercarriage Width	Extended	4,200	4,300	4,400
	Retracted	3,480	3,580	3,680

· The specifications described above may be changed without prior notice due to quality improvements.
· The colors used in this catalogue may differ from actual colors to a certain degree.
* Indicates standard specifications.

HX900L Working range



Unit : mm

Division	7.2 m Boom	8.2 m Boom*		
	2.95 m Arm	2.95 m Arm	3.6 m Arm	4.4 m Arm
A Max. Digging Reach	12,300	13,360	13,920	14,670
A' Max. Digging Reach on Ground	12,020	13,090	13,670	14,430
B Max. Digging Depth	7,230	8,160	8,810	9,610
B' Max. Digging Depth (8' level)	7,090	8,020	8,680	9,500
C Max. Vertical Digging Depth	4,370	5,250	6,000	6,670
D Max. Digging Height	11,910	12,630	12,780	13,190
E Max. Dumping Height	7,800	8,490	8,690	9,030
F Min. Swing Radius	5,100	5,930	5,970	5,970

* Indicates standard specifications.













LIFTING CAPACITY

HX900L

 Rating over-front  Rating over-side or 360 degrees

HX900L















Boom: 7.20 m; Arm: 2.95 m; Bucket: 4.85 m³; Shoe: 700 mm double grouser

Lift-point height (m / ft)	Lift-point radius										At max. reach			
	3.0 m (9.8 ft)		4.5 m (14.8 ft)		6.0 m (19.7 ft)		7.5 m (24.6 ft)		9.0 m (29.5 ft)		Capacity		Reach	
													m (ft)	
9.0 m 29.5 ft	kg lb							*22,440 *49,470	*22,440 *49,470			*20,960 *46,210	*20,960 *46,210	7.63 (25.0)
7.5 m 24.6 ft	kg lb							*23,970 *52,840	*23,970 *52,840			*20,020 *44,140	19,150 42,220	8.68 (28.5)
6.0 m 19.7 ft	kg lb			*38,200 *84,220	*38,200 *84,220	*29,660 *65,390	*29,660 *65,390	*24,980 *55,070	23,980 52,870	*22,110 *48,740	17,750 39,130	*19,840 *43,740	16,520 36,420	9.38 (30.8)
4.5 m 14.8 ft	kg lb					*32,700 *72,090	32,410 71,450	*26,400 *58,200	22,960 50,620	*22,560 *49,740	17,270 38,070	*20,240 *44,620	15,040 33,160	9.79 (32.1)
3.0 m 9.8 ft	kg lb					*35,050 *77,270	30,510 67,260	*27,590 *60,830	21,940 48,370	*22,980 *50,660	16,720 36,860	*20,640 *45,500	14,300 31,530	9.96 (32.7)
1.5 m 4.9 ft	kg lb					*35,620 *78,530	29,250 64,490	*28,010 *61,750	21,130 46,580	*22,900 *50,490	16,250 35,830	*20,260 *44,670	14,160 31,220	9.90 (32.5)
0.0 m 0.0 ft	kg lb					*34,230 *75,460	28,650 63,160	*27,230 *60,030	20,640 45,500	*21,890 *48,260	15,960 35,190	*19,740 *43,520	14,610 32,210	9.60 (31.5)
-1.5 m -4.9 ft	kg lb			*37,480 *82,630	*37,480 *82,630	*31,020 *68,390	28,520 62,880	*24,890 *54,870	20,490 45,170	*19,060 *42,020	15,960 35,190	*18,860 *41,580	15,870 34,990	9.04 (29.7)
-3.0 m -9.8 ft	kg lb			*30,370 *66,950	*30,370 *66,950	*25,700 *56,660	*25,700 *56,660	*20,210 *44,560	*20,210 *44,560			*17,140 *37,790	*17,140 *37,790	8.17 (26.8)
-4.5 m -14.8 ft	kg lb			*19,940 *43,960	*19,940 *43,960	*16,840 *37,130	*16,840 *37,130					*13,310 *29,340	*13,310 *29,340	6.86 (22.5)

 Rating over-front  Rating over-side or 360 degrees

HX900L

Boom: 8.20 m; Arm: 2.95 m; Bucket: 4.85 m³; Shoe: 700 mm double grouser



Lift-point height (m / ft)	Lift-point radius										At max. reach					
	3.0 m (9.8 ft)		4.5 m (14.8 ft)		6.0 m (19.7 ft)		7.5 m (24.6 ft)		9.0 m (29.5 ft)		10.5 m (34.4 ft)		Capacity		Reach	
															m (ft)	
10.5 m 34.4 ft	kg lb							*21,570 *47,550	*21,570 *47,550					*21,500 *47,400	*21,500 *47,400	7.67 (25.2)
9.0 m 29.5 ft	kg lb													*19,770 *43,590	18,110 39,930	8.98 (29.5)
7.5 m 24.6 ft	kg lb							*21,980 *48,460	*21,980 *48,460	*19,660 *43,340	17,890 39,440			*18,850 *41,560	15,090 33,270	9.89 (32.4)
6.0 m 19.7 ft	kg lb					*28,820 *63,540	*28,820 *63,540	*23,450 *51,700	23,140 51,010	*20,270 *44,690	17,330 38,210			*18,290 *40,320	13,330 29,390	10.50 (34.4)
4.5 m 14.8 ft	kg lb							*25,090 *55,310	21,870 48,220	*21,060 *46,430	16,630 36,660	*18,440 *40,650	13,030 28,730	*17,920 *39,510	12,280 27,070	10.87 (35.7)
3.0 m 9.8 ft	kg lb							*26,350 *58,090	20,720 45,680	*21,720 *47,880	15,950 35,160	*18,600 *41,010	12,660 27,910	*17,650 *38,910	11,730 25,860	11.02 (36.2)
1.5 m 4.9 ft	kg lb							*26,780 *59,040	19,910 43,890	*21,950 *48,390	15,400 33,950	*18,450 *40,680	12,350 27,230	*17,400 *38,360	11,600 25,570	10.96 (36.0)
0.0 m 0.0 ft	kg lb							*26,210 *57,780	19,460 42,900	*21,510 *47,420	15,060 33,200	*17,640 *38,890	12,180 26,850	*17,070 *37,630	11,880 26,190	10.70 (35.1)
-1.5 m -4.9 ft	kg lb					*29,630 *65,320	27,100 59,750	*24,560 *54,150	19,330 42,620	*20,120 *44,360	14,960 32,980			*16,540 *36,460	12,690 27,980	10.20 (33.5)
-3.0 m -9.8 ft	kg lb			*28,720 *63,320	*28,720 *63,320	*25,840 *56,970	*25,840 *56,970	*21,630 *47,690	19,500 42,990	*17,200 *37,920	15,150 33,400			*15,550 *34,280	14,290 31,500	9.44 (31.0)
-4.5 m -14.8 ft	kg lb			*22,220 *48,990	*22,220 *48,990	*20,270 *44,690	*20,270 *44,690	*16,600 *36,600	*16,600 *36,600					*13,570 *29,920	*13,570 *29,920	8.33 (27.3)

1. Lifting capacity is based on ISO 10,567.
2. Load point is the end pin point of front attachment.

3. Lifting capacity does not exceed 75% of tipping load or 87% of hydraulic capacity.
4. (*) indicates the load limited by hydraulic capacity.















LIFTING CAPACITY


HX900L

 Rating over-front  Rating over-side or 360 degrees

HX900L

















Boom: 8.20 m; Arm: 3.6 m; Bucket: 4.85 m³; Shoe: 700 mm double grouser

Lift-point height (m / ft)	Lift-point radius												At max. reach						
	3.0 m (9.8 ft)		4.5 m (14.8 ft)		6.0 m (19.7 ft)		7.5 m (24.6 ft)		9.0 m (29.5 ft)		10.5 m (34.4 ft)		Capacity		Reach				
															m (ft)				
10.5 m 34.4 ft	kg															*14,300 *31,530	*14,300 *31,530	8.47 (27.8)	
9.0 m 29.5 ft	kg								*17,910 *39,480	*17,910 *39,480						*13,440 *29,630	*13,440 *29,630	9.67 (31.7)	
7.5 m 24.6 ft	kg								*18,750 *41,340	18,280 40,300	*13,220 *29,150	*13,220 *29,150				*13,070 *28,810	*13,070 *28,810	10.51 (34.5)	
6.0 m 19.7 ft	kg				*27,270 *60,120	*27,270 *60,120	*22,480 *49,560	*22,480 *49,560	*19,540 *43,080	17,690 39,000	*17,600 *38,800	13,630 30,050				*13,040 *28,750	12,320 27,160	11.09 (36.4)	
4.5 m 14.8 ft	kg				*30,770 *67,840	*30,770 *67,840	*24,320 *53,620	22,430 49,450	*20,510 *45,220	16,960 37,390	*18,000 *39,680	13,240 29,190				*13,300 *29,320	11,420 25,180	11.44 (37.5)	
3.0 m 9.8 ft	kg				*33,410 *73,660	29,230 64,440	*25,890 *57,080	21,200 46,740	*21,390 *47,160	16,230 35,780	*18,380 *40,520	12,820 28,260				*13,850 *30,530	10,930 24,100	11.59 (38.0)	
1.5 m 4.9 ft	kg				*34,260 *75,530	27,890 61,490	*26,730 *58,930	20,260 44,670	*21,890 *48,260	15,610 34,410	*18,500 *40,790	12,440 27,430				*14,740 *32,500	10,790 23,790	11.53 (37.8)	
0.0 m 0.0 ft	kg				*33,450 *73,740	27,280 60,140	*26,620 *58,690	19,660 43,340	*21,790 *48,040	15,180 33,470	*18,130 *39,970	12,180 26,850				*16,110 *35,520	11,000 24,250	11.28 (37.0)	
-1.5 m -4.9 ft	kg					*23,630 *52,100	*23,630 *52,100	*31,380 *69,180	27,120 59,790	*25,470 *56,150	19,400 42,770	*20,860 *45,990	14,960 32,980	*16,900 *37,260	12,090 26,650		*15,970 *35,210	11,640 25,660	10.81 (35.5)
-3.0 m -9.8 ft	kg	*24,830 *54,740	*24,830 *54,740			*33,260 *73,330	*33,260 *73,330	*28,120 *61,990	27,280 60,140	*23,140 *51,010	19,430 42,840	*18,760 *41,360	15,000 33,070			*15,350 *33,840	12,900 28,440	10.09 (33.1)	
-4.5 m -14.8 ft	kg					*26,990 *59,500	*26,990 *59,500	*23,290 *51,350	*23,290 *51,350	*19,160 *42,240	*19,160 *42,240	*14,380 *31,700	*14,380 *31,700				*14,080 *31,040	*14,080 *31,040	9.07 (29.8)
-6.0 m -19.7 ft	kg					*15,890 *35,030	*15,890 *35,030	*11,750 *25,900	*11,750 *25,900								*11,240 *24,780	*11,240 *24,780	7.62 (25.0)

 Rating over-front  Rating over-side or 360 degrees

HX900L

Boom: 8.20 m; Arm: 4.4 m; Bucket: 4.25 m³; Shoe: 700 mm double grouser

Lift-point height (m / ft)	Lift-point radius														At max. reach				
	3.0 m (9.8 ft)		4.5 m (14.8 ft)		6.0 m (19.7 ft)		7.5 m (24.6 ft)		9.0 m (29.5 ft)		10.5 m (34.4 ft)		12.0 m (39.4 ft)		Capacity		Reach		
																	m (ft)		
10.5 m 34.4 ft	kg									*12,800 *28,220	*12,800 *28,220						*10,320 *22,750	*10,320 *22,750	9.47 (31.1)
9.0 m 29.5 ft	kg										*10,170 *22,420	*10,170 *22,420					*9,760 *21,520	*9,760 *21,520	10.55 (34.6)
7.5 m 24.6 ft	kg																*9,510 *20,970	*9,510 *20,970	11.33 (37.2)
6.0 m 19.7 ft	kg																*9,480 *20,900	*9,480 *20,900	11.87 (38.9)
4.5 m 14.8 ft	kg																*9,640 *21,250	*9,640 *21,250	12.19 (40.0)
3.0 m 9.8 ft	kg																*10,000 *22,050	*10,000 *22,050	12.33 (40.5)
1.5 m 4.9 ft	kg																*10,590 *23,350	*10,590 *23,350	12.28 (40.3)
0.0 m 0.0 ft	kg																*11,480 *25,310	*11,480 *25,310	12.04 (39.5)
-1.5 m -4.9 ft	kg																*12,810 *28,240	*12,810 *28,240	11.60 (38.1)
-3.0 m -9.8 ft	kg	*22,010 *48,520	*22,010 *48,520														*14,630 *32,250	*14,630 *32,250	10.94 (35.9)
-4.5 m -14.8 ft	kg	*31,900 *70,330	*31,900 *70,330														*13,860 *30,560	*13,860 *30,560	10.01 (32.8)
-6.0 m -19.7 ft	kg																*12,210 *26,920	*12,210 *26,920	8.72 (28.6)

- Lifting capacity is based on ISO 10,567.
- Load point is the end pin point of front attachment.

- Lifting capacity does not exceed 75% of tipping load or 87% of hydraulic capacity.
- (*) indicates the load limited by hydraulic capacity.

LIFTING CAPACITY

HX900L

Rating over-front Rating over-side or 360 degrees

HX900L

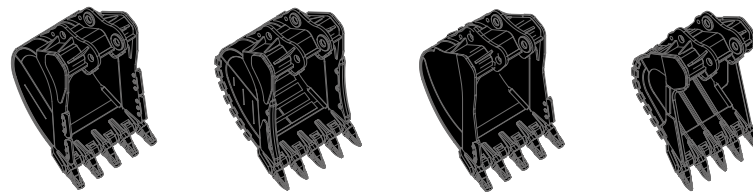
Boom: 8.20 m; Arm: 4.4 m; Bucket: 4.25 m³; Shoe: 900 mm double grouser

Lift-point height (m / ft)	Lift-point radius																At max. reach	
	3.0 m (9.8 ft)		4.5 m (14.8 ft)		6.0 m (19.7 ft)		7.5 m (24.6 ft)		9.0 m (29.5 ft)		10.5 m (34.4 ft)		12.0 m (39.4 ft)		Capacity	Reach		
																	m (ft)	
10.5 m 34.4 ft	kg lb									*1,2800 *28,220	*1,2800 *28,220					*10,320 *22,750	*10,320 *22,750	9.47 (31.1)
9.0 m 29.5 ft	kg lb											*10,170 *22,420	*10,170 *22,420			*9760 *21,520	*9760 *21,520	10.55 (34.6)
7.5 m 24.6 ft	kg lb									*16,730 *36,880	*16,730 *36,880	*14,160 *31,220	*14,160 *31,220			*20,970 *20,970	*9510 *20,970	11.33 (37.2)
6.0 m 19.7 ft	kg lb							*21,040 *46,390	*21,040 *46,390	*18,470 *40,720	*18,470 *40,720	*16,630 *36,660	15,710 34,630			*9480 *20,900	*9480 *20,900	11.87 (38.9)
4.5 m 14.8 ft	kg lb				*28,740 *63,360	*28,740 *63,360	*23,060 *50,840	*23,060 *50,840	*19,620 *43,250	19,470 42,920	*17,310 *38,160	15,260 33,640	*11,650 *25,680	*11,650 *25,680		*9640 *21,250	*9640 *21,250	12.19 (40.0)
3.0 m 9.8 ft	kg lb				*32,000 *70,550	*32,000 *70,550	*24,950 *55,010	24,440 53,880	*20,720 *45,680	18,670 41,160	*17,890 *39,440	14,770 32,560	*13,560 *29,890	11,930 26,300		*10,000 *22,050	*10,000 *22,050	12.33 (40.5)
1.5 m 4.9 ft	kg lb				*33,830 *74,580	32,210 71,010	*26,250 *57,870	23,330 51,430	*21,510 *47,420	17,950 39,570	*18,270 *40,280	14,320 31,570	*14,120 *31,130	11,680 25,750		*10,590 *23,350	*10,590 *23,350	12.28 (40.3)
0.0 m 0.0 ft	kg lb			*16,130 *35,560	*16,130 *35,560	*34,000 *74,960	31,220 68,830	*26,670 *58,800	22,560 49,740	*21,780 *48,020	17,410 38,380	*18,270 *40,280	13,960 30,780	*12,150 *26,790	11,500 25,350	*11,480 *25,310	11,450 25,240	12.04 (39.5)
-1.5 m -4.9 ft	kg lb			*23,380 *51,540	*23,380 *51,540	*32,740 *72,180	30,790 67,880	*26,100 *57,540	22,120 48,770	*21,320 *47,000	17,080 37,650	*17,640 *38,890	13,750 30,310			*12,810 *28,240	11,990 26,430	11.60 (38.1)
-3.0 m -9.8 ft	kg lb	*22,010 *48,520	*22,010 *48,520	*32,840 *72,400	*32,840 *72,400	*30,200 *66,580	*30,200 *66,580	*24,430 *53,860	21,990 48,480	*19,920 *43,920	16,970 37,410	*15,960 *35,190	13,740 30,290			*14,630 *32,250	13,040 28,750	10.94 (35.9)
-4.5 m -14.8 ft	kg lb	*31,900 *70,330	*31,900 *70,330	*31,930 *70,390	*31,930 *70,390	*26,240 *57,850	*26,240 *57,850	*21,400 *47,180	*21,400 *47,180	*17,090 *37,680	*17,090 *37,680					*13,860 *30,560	*13,860 *30,560	10.01 (32.8)
-6.0 m -19.7 ft	kg lb			*24,070 *53,070	*24,070 *53,070	*20,280 *44,710	*20,280 *44,710	*16,250 *35,830	*16,250 *35,830							*12,210 *26,920	*12,210 *26,920	8.72 (28.6)

- Lifting capacity is based on ISO 10,567.
- Load point is the end pin point of front attachment.
- Lifting capacity does not exceed 75% of tipping load or 87% of hydraulic capacity.
- (*) indicates the load limited by hydraulic capacity.

BUCKET SELECTION GUIDE

BUCKETS: All buckets are welded with wear-resistant material.



	Capacity (m ³)		Width (mm)	Weight (kg)	Tooth EA	7.2 m Boom		8.2 m Boom	
	SAE heaped	CECE heaped				2.95 m Arm	2.95 m Arm	3.6 m Arm	4.4 m Arm
(H)	3.70	3.30	1,845	4,370	4	●	●	■	■
(H)	4.25	3.75	2,045	4,730	5	●	●	▲	▲
(H)	4.85	4.25	2,245	5,000	5	○	▲	▲	▲
(H)	5.40	4.75	2,445	5,275	5	■	-	-	-
(H)	5.80	5.05	2,585	5,555	6	▲	-	-	-
(R)	3.70	3.30	1,845	4,850	4	●	●	■	■
(R)	4.25	3.75	2,045	5,235	5	○	■	▲	▲
(R)	4.85	4.25	2,245	5,530	5	■	▲	-	-
(R)	5.40	4.75	2,445	5,830	5	■	-	-	-
(H)	4.25	3.75	2,045	4,150	5	●	■	■	■
(R)	3.60	3.10	1,920	4,600	5	●	○	■	■

(H) : Heavy Duty / Light-Heavy Duty
(R) : Rock / Rock-Special

- Applicable for materials with density of 2,100 kg/m³ (3,500 lb/yd³) or less
- Applicable for materials with density of 1,800 kg/m³ (3,000 lb/yd³) or less
- Applicable for materials with density of 1,500 kg/m³ (2,500 lb/yd³) or less
- ▲ Applicable for materials with density of 1,200 kg/m³ (2,000 lb/yd³) or less

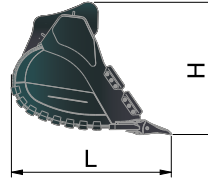
TRANSPORTATION PLAN **HX900L**

Upperstructure



Dimensions (mm)			Weight
L	H	W	kg
6,080	2,825	3,420	25,780

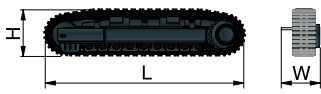
Bucket



Bucket Capacity (m³)	Dimensions (mm)			Weight
	L	H	W	kg
Ⓜ 3.70	2,570	2,090	1,845	4,370
Ⓜ 4.25	2,570	2,090	2,045	4,730
Ⓜ 4.85	2,570	2,090	2,245	5,000
Ⓜ 5.40	2,570	2,090	2,445	5,275
Ⓜ 5.80	2,570	2,090	2,585	5,555
Ⓜ 3.70	2,545	2,150	1,845	4,850
Ⓜ 4.25	2,545	2,150	2,045	5,235
Ⓜ 4.85	2,545	2,150	2,245	5,530
Ⓜ 5.40	2,545	2,150	2,445	5,830
Ⓜ 4.25	2,570	2,090	2,045	4,150
Ⓜ 3.60	2,485	2,040	1,920	4,600

* Bucket tooth, side cutter included

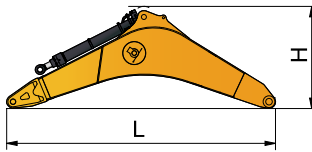
Track Frame



Shoe Width (mm)	Dimensions (mm)			Weight
	L	H	W	kg
700	6,435	1,480	1,160	13,370
800	6,435	1,480	1,160	14,130
900	6,435	1,480	1,210	14,490

* Specification and weight based on inner track
* Footboard Mounting Specifications

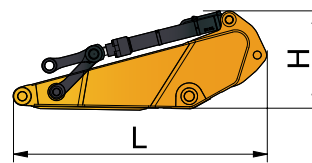
Boom & Arm Cylinder



Boom (mm)	Dimensions (mm)			Weight
	L	H	W	kg
7,200	7,565	2,745	1,340	8,810
8,200	8,565	2,580	1,340	9,420

* includes arm cylinder, piping, and pin

Arm & Bucket Cylinder & Control Linkage



Arm (mm)	Dimensions (mm)			Weight
	L	H	W	kg
2,950	4,490	1,780	730	4,950
3,600	5,135	1,600	730	4,990
4,400	5,930	1,590	730	5,140

* includes bucket cylinder, linkage, and pin

Boom Cylinder



Dimensions (mm)			Weight
L	H	W	kg
3,185	360	550	860

Counter Weight




Arm	Dimensions (mm)			Weight
	L	H	W	kg
STD	3,420	1,540	790	13,600
OPT	3,420	1,540	790	16,500

Catwalk



	Dimensions (mm)			Weight
	L	H	W	kg
LH Front, Rear	1,475	50	480	30
RH Rear				
LH Mid	1,970	50	480	45
RH Front (2EA)	1,200	50	480	30

Frontless Excavator



* Bucket cylinders included

STANDARD EQUIPMENT

Premium Cabin (Iso)

All-weather Steel Cab with 360° Visibility
Safety Glass Windows
Rise-up Type Windshield Wiper
Sliding Fold-in Front Window
Sliding Side Window (LH)
Lockable Door
Hot & Cool Box
PC Glass Type Cabin Sun Roof
Radio & Usb Player
12 Volt Power Outlet
Bluetooth Handsfree & Integrated Communication
Controller / Control System
Sun Visor
Cabin Guard
Fog (Falling Object Guard, ISO10262)
Noise / Vibration Reduction Cabin Mount
Brand New Air Conditioning System

Cabin Lights (Front, Rear)

Intelligent Power Control (IPC) System Applications

Operation Mode Selection System
One-Touch & Auto Deceleration System
Automatic Warm-Up System
Automatic Overheat Prevention System

Automatic Air Conditioning System

Full Automatic Temperature Controller
Frost-Free / Defroster

Self-Diagnostics System

Cold Weather Starting Aids (Air Grid Heater)

Centralized Monitoring System

8 Inch / Led Capacitive Monitor
Eco Gauge
Fuel Efficiency Information / Fuel Level Gauge
Integrated / Combined Control Switch
Advanced Operator-Friendly Cluster
Haptic Controller
Air Conditioner / Engine rpm Integrated Control

Various Gauge

Fuel Level Gauge
Cooling Water Temperature Gauge
Hydraulic Oil Temperature Gauge

Warning Lights

Engine Check
Overload
Communication Error (Emergency Warning Light)
Low Battery
Air Cleaner Clogging
Indicators
Power Boost
Low Speed / High Speed
Fuel Warmer
Auto Idle

Equipment for Convenience

Outside Rearview Mirrors (3EA)
Air-suspension Seat With Heater
Hydraulic Joystick Lever
Console Box with Height Adjustable System
Front Working Light (11EA)
Fuel Filler Pump
Large Capacity Air Compressor
Rearview Camera
Automatic Lubrication
Hi MATE (Remote Management System)
Air Horn

Safety Device

Battery Master Switch
Boom Holding System / Arm Holding System
Accumulator for Lowering Attachment
Travel Alarm / Warning Light (LED)

Durability Specifications

Track Shoes (700 mm; 27.6")
Full Track Rail Guard
Lower Under Cover
Fuel Heater
Large Capacity of Air Cleaner
Hi-grade Hoses

Other

Batteries (4 x 12 V x 160 Ah)
Washable Clean-out Dust Net for Cooler
Automatic Swing Parking Brake
Air Breather for Fuel Line
Fire Extinguishers for Fire Suppression

OPTION

Breaker Line
Quick Coupler
Wirenet Guard (Protection guard for the front of the cabin)
FOG Guard (Protection guard for front and upper parts of cabin)
Track Shoe (Heavy Duty Grouser Shoe 700 mm / 2-bar)
Wet-type of Air Cleaner
Boom Floating
ECO Breaker Mode

- * Standard and optional equipment may vary. Contact your Hyundai dealer for more information. The machine may vary according to International standards.
- * The photos may include attachments and optional equipment that are not available in your area.
- * Materials and specifications are subject to change without advance notice.
- * All imperial measurements rounded off to the nearest pound or inch.
- * The air conditioning system on this machine contains the fluorinated greenhouse gas refrigerant HFC-134a (Global Warming Potential = 1430). The system contains 0.9 kg of refrigerant which has a CO₂ equivalent of 1.2870 metric tonne.



PLEASE CONTACT

Hyundai Construction Equipment Europe nv

Hyundailaan 4, 3980 Tessenderlo, Belgium Tel: (32) 14-56-2200 Fax: (32) 14-59-3405 www.hyundai.eu

EN - 2018.09 Rev 1